

AMZYME® 3 MANUAL

A TRIPLE-ENZYME BIOLOGICAL CLEANER FOR ENDOSCOPES & MEDICAL EQUIPMENT

Amzyme® 3 Manual Detergent is a new biological cleaner using a blend of three enzymes with synergistic surfactants that is designed for the manual and ultrasonic decontamination of medical, surgical, dental and endoscopic instruments; removes high levels of proteins, fats and other organic material from instruments and equipment. Its triple enzyme formulation dissolves and removes all types of protein and organic material, even dried on blood and tissue. Amzyme 3 Manual is registered as a Class I Medical Device.

Amzyme® 3 Manual is a neutral formulation that is safe to use on any surface.



Primary features attributable to Amzyme® 3 Manual are:

- Highly effective biological cleaner for removal of proteinaceous and organic contaminants from sensitive instrument materials
- Uses a blend of proteolytic, amylase and lipase enzymes that have added safety
- Low toxicity
- Pleasant odour
- Excellent material compatibility;
- Non-fixative
- Non-corrosive, will not damage delicate coatings
- Compatible with hard water. Free rinsing

Packaging

- 5 L container

Amzyme® 3 Manual is for use in all types of manual cleaning.

Application

Amzyme® 3 Manual is supplied as a concentrated product and should be diluted prior to use.

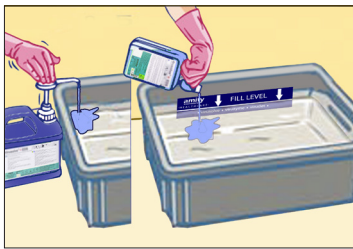
For Manual & Ultrasonic Cleaning of instruments and equipment:

For cleaning applications, dilute 1 part Amzyme 3 Manual in 100 - 200 parts water (i.e. a 0.5 - 1% solution; 10ml/L). Soak parts for between 5 and 15 minutes in the diluted Amzyme 3 Manual solution at between 20°C to 40°C (allow longer times up to 15 minutes when dealing with dried on proteinaceous deposits).

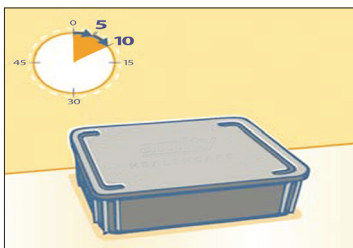
Note: soak times may vary according to the temperature used and the nature of the contaminants.

After soaking, rinse off thoroughly with clean water or transfer to the next cleaning stage e.g. manual cleaning, washer/ disinfectant or ultrasonic equipment.

Manual/ Ultrasonic Cleaning of instruments and equipment:



1. Make Amzyme 3 Manual 5-10ml/L (0.5 - 1.0%) with water. For special cleaning cases, greater strengths of up to 40ml/L (4% solution) may be used.

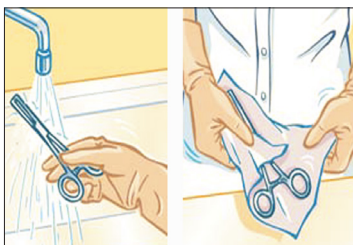


2. Soak parts for 5-15 minutes in the diluted Amzyme 3 Manual solution (allow 3 minutes if using ultrasonic agitation) using a solution temperature of between 20°C and 40°C.

Ensure that all spaces and recesses are completely filled with cleaning fluid and no air pockets exist.



3. Clean all parts thoroughly, washing, brushing and scrubbing depending on tenaciousness of deposits.



4 Rinse and prepare for next phase of the decontamination process.

Amzyme® 3 Manual Properties

- The product is classed as non-hazardous in diluted forms, however contact with skin and eyes should be avoided.
- Amzyme 3 Manual is biodegradable.
- See Material Safety Data Sheets for details.

Appearance	Clear liquid
Odour	Odourless
pH	8.0 units (neat solution) 7.0 (1% solution)
Density g/cm ³ @ 20°C	1.02 (neat)
Solubility in water	Completely miscible
Flashpoint (Abel closed cup)	None



Amity Limited, Libra House, West Street,
Worsbrough Dale, Barnsley, South Yorkshire,
S70 5PG, UK

T: +44 (0) 1226 770787

F: +44 (0) 1226 770757

E: sales@amityinternational.com

WWW.AIHC.CO.UK

© Amity Limited all rights reserved 2021

DISTRIBUTED BY: